


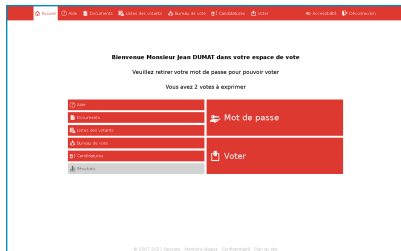
How to use Internet voting



Connect to the voting site by typing

<https://vote315.neovote.com> in the address bar of your Internet browser.

Enter your login and your Secret data. Should you lose your personal user ID or password, please use the online support at <https://vote315.neovote.com/support> or contact the voter support by calling 0.805.69.06.40 from France (toll free number) or +33.9.72.38.30.70 from outside France.



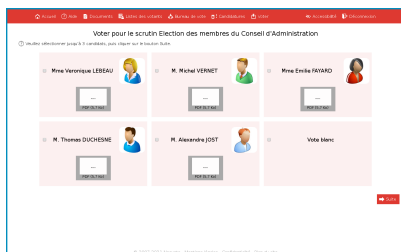
To cast your vote, please make sure you have your 'Password', which you will need to confirm your vote.

To view the various information sources, click on the corresponding buttons.



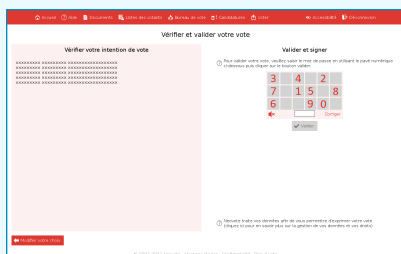
To obtain your password, enter the details of your choice and click on 'Continue'.

Once your password has been obtained, click on the 'Access ballots' button or on the 'Vote' menu.



Fill in your ballot paper respecting the selection rules indicated on the voting page.

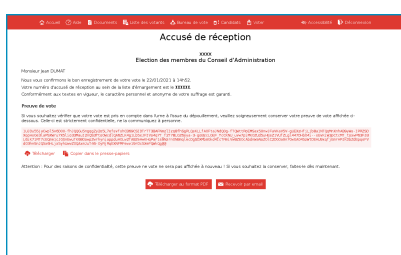
Once you have made your choices, press 'Next' at the bottom right of the screen.



Check and confirm your choice

You can modify your choice by clicking on the corresponding button.

Enter your confidential password by clicking on the numeric keypad and press 'Confirm'.



Check that your vote has been recorded

You can print, copy or download your acknowledgement of receipt of the vote and your proof of vote if you wish to check it after the count.